

i30 Range





The beauty of powerful details.

The new i30 N Line Hatchback.

With its sleek, sculpted presence, refined surfaces and precise lines – the new i30 thrills from every angle. And now you can take it to an even sportier level with eye-catching design elements inspired by the high performance i30 N. Completely revamped for an even sportier look, the i30 N Line's bold new design bristles with powerful details. In the front, new LED headlamps and V-shaped Daytime Running Lights catch the eye from a distance, flowing gracefully into the muscular new grille. Inspired by aeronautic jet design, the unique black grille is now wider and bolder – and together with the new bumper, emphasizes the i30 N Line's strong stance and performance credentials. The dynamic side air intakes feature floating wings which have been specially designed to improve aerodynamic performance.

The sportier side of style.

Sleek and powerful, the new i30 N Line's bolder, refreshed exterior design includes a completely re-designed rear bumper, which further emphasizes the dynamic N Line character. The wide diffuser, twin chrome exhaust pipes and new silver highlight line combine to make a strong statement and give the rear an impressive motorsport stance. The rear fog lights have also been repositioned to focus the visual centre of gravity closer to the ground for a sportier flair. And when it comes to the wheels, two all-new 17" or 18" versions highlight the N Line's strong motorsport roots.



Design highlights.



Wider and bolder black grille.



Sleek new full LED headlamps and integrated V-shaped Daytime Running Lights.



Twin chrome exhaust pipes.

Get into a new level of sportiness.



The N Line interior.

Get inside the new i30 N Line's upgraded cockpit with its exclusive extras and red contrast stitching – and you'll feel its motor sport roots instantly. The stylish N Line steering wheel is finished in fine leather with perforated leather grip zones for more comfort and control. The sporty N Line seats feature the N logo on the headrests and are available in full cloth or a suede / leather combination. The N Line gearshift features sporty metal accents, a red racing line and leather inserts for better grip and more motorsport feeling.

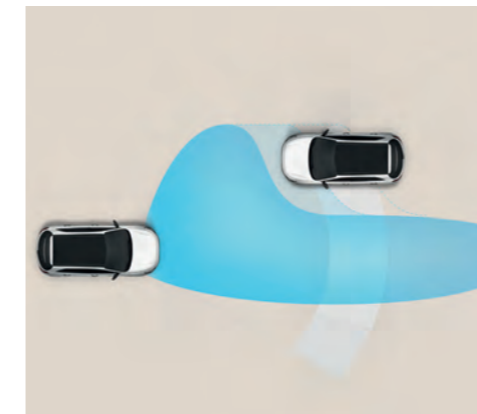
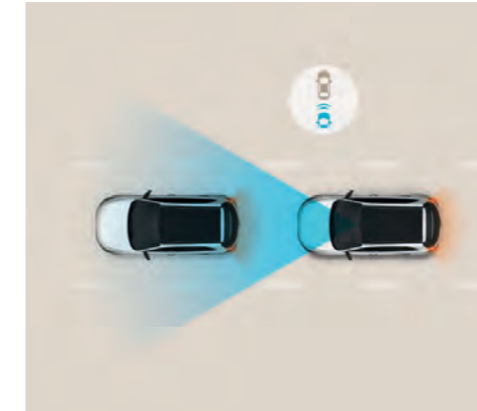


Wireless charging
The wireless charging tray conveniently located in the centre console lets you easily charge a compatible Qi-enabled smartphone without the hassle of having to plug it in.

Hyundai SmartSense.



The new i30 now also features an improved Hyundai SmartSense package – our cutting-edge Advanced Driver Assistance Systems – built to provide you with more safety and peace of mind. Combining front and rear radar with a multifunction camera, the active safety offering has been updated to include Lane Following Assist, and Blind Spot Collision-avoidance Assist. Rear Cross-traffic Collision-avoidance Assist is also available for the first time. When reversing out of areas with low visibility, like in parking lots, the system warns you if vehicles approach from the side – and also automatically applies the brakes.



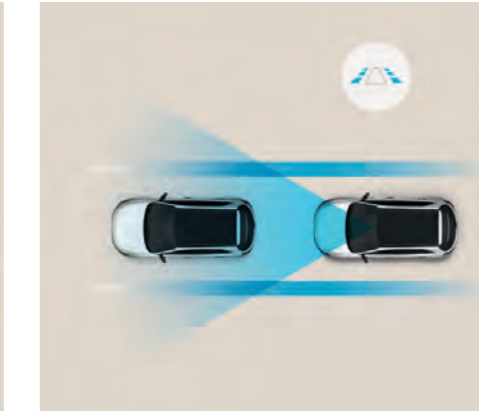
Forward Collision-avoidance Assist (FCA).
Sensing the road ahead with radar and a camera, FCA warns you and then automatically brakes when it detects sudden braking by a car ahead. The system also detects pedestrians and cyclists.

High Beam Assist (HBA).
Less stress and maximum visibility. HBA not only detects oncoming vehicles but also vehicles in the same lane ahead and switches to low-beam as appropriate.



Lane Keeping Assist (LKA).
Uses the front camera to monitor the lines of the road. In case of an unintended lane departure, it will warn the driver and can apply counter steering torque to guide the car back to the lane.

Rear Cross-traffic Collision-avoidance Assist (RCCA).
When reversing out of areas with low visibility, the system not only warns the driver if vehicles approach from the side – it also applies the brakes automatically.



Lane Following Assist (LFA).
When activated, it keeps the vehicle centred in its lane at speeds between 0 and 180 kilometres per hour on highways and city streets.

Intelligent Speed Limit Warning (ISLW).
Recognizes road speed signs and displays the speed limit and no-passing signs in real time in both the navigation system display and instrument cluster.





Blind Spot Collision-avoidance Assist (BCA).
Using two radar sensors in the lower rear bumper, the system warns you of traffic in the blind spot area. Should you set the turn indicator in such a situation, it will sound an acoustic alert and brake to avoid a collision.

Driver Attention Warning (DAW).
When a pattern of fatigue or distraction is identified, the system gets your attention with an alert and pop-up message suggesting a break.

N Line Exterior colours.

Personalize your new i30 N Line with a choice of 10 exterior colours. Three new exterior colours have been added to the range: Dark Knight, Silky Bronze and Sunset Red.



* Available until September

* Available until September

* Available until September

Polar White (Solid)

Platinum Silver (Metallic)

Shadow Grey (Solid)

Dark Knight (Pearl)

Phantom Black (Pearl)

Silky Bronze (Metallic)

Olivine Grey (Metallic)

Stellar Blue (Pearl)

Engine Red (Solid)

Sunset Red (Pearl)

Certain exterior colours of the vehicle may not be available for purchase, or may become unavailable during certain periods of time. Please consult your dealer to obtain information on the available products.

N Line wheels.

The new i30 N Line is available with attention-grabbing 17" or 18" alloy wheels to further enhance the dynamic stance of this motorsport inspired trim line.



17" alloy wheel



18" alloy wheel

Specifications and dimensions

Type	1.0 T-GDI (120 PS) - 48V optional		1.5 T-GDI (160 PS) 48V		1.6 CRDi (136 PS) 48V	
Displacement (cc)	998		1,482		1,598	
Number of Cylinders	3		4		4	
Bore x Stroke (mm)	71 x 84.0		71.6 x 92.0		77 x 85.8	
Compression Ratio	10.5		10.5		15.1	
Max. Power (kW / rpm)	88.3 / 6,000		117.5 / 5,500		100 / 4,000	
Max. Power (PS / rpm)	120 / 6,000		160 / 5,500		136 / 4,000	
Max. Torque (Nm)	172		253		280	320
Valve System	12 Valve		16 Valve		16 Valve	
Transmission type	Manual	DCT	Manual	DCT	Manual	DCT
Number of gears	6	7	6	7	6	7
Performance *						
Max. Speed (km/h)	196		210		200	
0 to 100 km/h acceleration (sec)	11.4		8.6	8.8	10.4	10.1
Emissions and Fuel Economy						
Fuel consumption combined NEDC 2.0 (l/100 km)	TBC	TBC	TBC	TBC	TBC	TBC
Fuel consumption combined WLTP (l/100 km)	TBC	TBC	TBC	TBC	TBC	TBC
CO ₂ emissions combined NEDC 2.0 (g/km)	TBC	TBC	TBC	TBC	TBC	TBC
CO ₂ emissions combined WLTP (g/km)	TBC	TBC	TBC	TBC	TBC	TBC
Weight *						
Curb Weight (lightest) (kg)	1,216	1,246	1,250	1,282	1,313	1,343
Curb Weight (highest) (kg)	1,365	1,395	1,399	1,431	1,462	1,492
Wheel type			Tyres			
17-inch alloy wheels **			225 / 45 R17			
18-inch alloy wheels ***			225 / 40 R18			

* All Performance and Weight values are based on Hatchback ** 1.0 T-GDI only *** 1.5 T-GDI 48V and 1.6 CRDi 48V only

The new i30 Hatchback N Line

Overall Width	1,795
Overall Height	1,455
Overall Length	4,340
Wheel Bas	2,650
Wheel Tread (front)	1,549 - 1,573
Wheel Tread (rear)	1,562 - 1,581
Luggage Space (min / max)	395 / 1,301

The new i30 Wagon N Line

Overall Width	1,795
Overall Height	1,465 (1,475)
Overall Length	4,585
Wheel Base	2,650
Wheel Tread (front)	1,559 - 1,573
Wheel Tread (rear)	1,567 - 1,581
Luggage Space (min / max)	602 / 1,650

The new i30 Fastback N Line

Overall Width	1,795
Overall Height	1,425
Overall Length	4,455
Wheel Base	2,650
Wheel Tread (front)	1,555 - 1,565
Wheel Tread (rear)	1,563 - 1,573
Luggage Space (min / max)	450 / 1,351

Unit : mm

Unit : Litre

The beauty of elegant details.

The new i30 Hatchback.



Elegant from every angle.

The refined surfaces and precise lines that have made the award-winning i30 so successful have now been updated with a wide range of sleek new design elements. Bolder and more elegant, the sophisticated new grille and redesigned bumper emphasise the i30's more modern stance. Another touch of subtle sophistication is added by the completely reimagined air intakes with their metallic wing accents. The new, slimmer LED headlamps and integrated V-shaped Daytime Running Lights put the finishing touch on the refreshingly elegant front-end design. The clean profile is accentuated by the strong character line, which arches elegantly from the new LED headlamps in the front, all the way through to the rear LED combination lamps.





Stronger. Sharper. More sophisticated.

With its sharper lines and elegant new features, the new rear bumper makes a very sophisticated statement. The lower bumper line has been completely redesigned, and is now highlighted by prominent dual chrome bezels for an exclusive touch. The rear fog lights are sleeker and slimmer – repositioned lower on the bumper to focus the visual centre of gravity closer to the ground for a more elegant stance. The new LED rear combination lamps also feature a V-shape, which mirror the front Daytime Running Lights. This creates an elegant symmetrical connection between the front and the back, giving the i30 a one-of-a-kind light signature.

Design highlights.



Wider grille with chrome-coloured highlights.



Sleek new full LED headlamps and integrated V-shaped Daytime Running Lights.



Dual chrome bezels in the lower rear bumper.

**Get into a sophisticated
new level of comfort.**






The i30 interior.

Get inside any one of the elegant new i30 variants, and you'll feel the attention to detail instantly. The simple elegance of the dashboard, cabin surfaces, and fixtures creates a premium feeling of quality and space. Now featuring an updated, more modern interior design, the sophisticated cockpit is now equipped with more refined air vents and three new interior garnish colours to choose from. Opt for the new 7" digital cluster and a new 10.25" navigation touchscreen for an even more high-tech look.



Exterior colours.

Personalize your new i30 with a choice of 9 exterior colours. Three new exterior colours have been added to the range: Dark Knight, Silky Bronze and Sunset Red.



* Available until September

* Available until September

* Available until September

Polar White (Solid)

Platinum Silver (Metallic)

Dark Knight (Pearl)

Phantom Black (Pearl)

Silky Bronze (Metallic)

Olivine Grey (Metallic)

Stellar Blue (Pearl)

Engine Red (Solid)

Sunset Red (Pearl)

Certain exterior colours of the vehicle may not be available for purchase, or may become unavailable during certain periods of time. Please consult your dealer to obtain information on the available products.

Wheels.

The vibrant new i30 is now available with a wide range of stylish wheels in various sizes, including new diamond-cut 16" or 17" alloy wheels that really round off the sophisticated side view.



17" alloy wheel



18" alloy wheel



15" wheel cover



16" alloy wheel

Specifications and dimensions.

Type	1.5 DPi (110 PS)	1.0 T-GDi (120 PS) - 48V optional		1.5 T-GDi (160 PS) 48V		1.6 CRDi (115 PS)		1.6 CRDi (136 PS) 48V	
Displacement (cc)	1,498	998		1,482		1,598		1,598	
Number of Cylinders	4	3		4		4		4	
Bore x Stroke (mm)	72 x 92	71 x 84.0		71.6 x 92.0		77 x 85.8		77 x 85.8	
Compression Ratio	11	10.5		10.5		15.1		15.1	
Max. Power (kW / rpm)	80.9 / 6,000	88.3 / 6,000		117.5 / 5,500		85 / 4,000		100 / 4,000	
Max. Power (PS / rpm)	110 / 6,000	120 / 6,000		160 / 5,500		115 / 4,000		136 / 4,000	
Max. Torque (Nm)	144.2	172		253		280	300	280	320
Valve System	16 Valve	12 Valve		16 Valve		16 Valve		16 Valve	
Transmission type	Manual	Manual	DCT	Manual	DCT	Manual	DCT	Manual	DCT
Number of gears	6	6	7	6	7	6	7	6	7
Performance *									
Max. Speed (km/h)	187	196		210		192		200	
0 to 100 km/h acceleration (sec)	12.3	11.2		8.4	8.6	10.9		10.2	9.9
Emissions and Fuel Economy									
Fuel consumption combined NEDC 2.0 (l/100 km)	TBC	TBC	TBC	TBC	TBC	TBC	TBC	TBC	TBC
Fuel consumption combined WLTP (l/100 km)	TBC	TBC	TBC	TBC	TBC	TBC	TBC	TBC	TBC
CO ₂ emissions combined NEDC 2.0 (g/km)	TBC	TBC	TBC	TBC	TBC	TBC	TBC	TBC	TBC
CO ₂ emissions combined WLTP (g/km)	TBC	TBC	TBC	TBC	TBC	TBC	TBC	TBC	TBC
Weight *									
Curb Weight (lightest) (kg)	1,176	1,216	1,246	1,250	1,282	1,313	1,343	1,313	1,343
Curb Weight (highest) (kg)	1,325	1,365	1,395	1,399	1,431	1,462	1,492	1,462	1,492
Wheel type									
				Tyres					
15-inch steel wheels **				195 / 65 R15					
16-inch alloy wheels				205 / 55 R16					
17-inch alloy wheels				225 / 45 R17					
18-inch alloy wheels ***				225 / 40 R18					

* All Performance and Weight values are based on Hatchback ** Hatchback and Wagon only *** Fastback only

The new i30 Hatchback

Overall Width	1,795
Overall Height	1,455
Overall Length	4,340
Wheel Base	2,650
Wheel Tread (front)	1,549 - 1,573
Wheel Tread (rear)	1,562 - 1,581
Luggage Space (min / max)	395 / 1,301

The new i30 Wagon

Overall Width	1,795
Overall Height	1,465 (1,475)
Overall Length	4,585
Wheel Base	2,650
Wheel Tread (front)	1,559 - 1,573
Wheel Tread (rear)	1,567 - 1,581
Luggage Space (min / max)	602 / 1,650

The new i30 Fastback

Overall Width	1,795
Overall Height	1,425
Overall Length	4,455
Wheel Base	2,650
Wheel Tread (front)	1,555 - 1,565
Wheel Tread (rear)	1,563 - 1,573
Luggage Space (min / max)	450 / 1,351

Unit : mm

Unit : Litre