

KONA Electric








Live unlimited.

With its futuristic new look, a more dynamic road presence and a larger living space for all your adventures – this bold, upscaled SUV offers you cutting-edge smart tech coupled with best-in-class all-electric driving range of 514 kilometres.

A sharper and bolder new look.

The KONA Electric's sleek exterior design started with an EV-first approach, but despite its futuristic appearance, this Hyundai never lets anyone forget that it's an SUV. The pure, distinctive front end is highlighted by a Pixelated Seamless Horizon Lamp*, arching elegantly across the entire bonnet for a more dynamic road presence. Together with the full projection LED headlamps integrated in the front bumper, the distinctive twin headlamp design creates a truly eye-catching lighting signature.

* Only available on Platinum.







K O N A

electric

KONA Electric

HYUNDAI

Sculpted lines and stylish edge.



Its sporty character is embodied by the body-coloured wheel arch cladding, building on the iconic design identity of the first KONA. And mirroring the front for a harmonious overall look, the rear Pixelated Seamless Horizon Lamp rounds out a unique LED lighting signature that really sets the KONA Electric apart from the crowd. On the side, sharp diagonal parametric surfaces harmonise with the satin chrome moulding that slices through the belt line to sporty rear spoiler – creating a contour that wraps around the entire vehicle.

Maximised living space.

Elegant and roomy, the KONA Electric has evolved, growing wider and longer to provide maximised living space. The rear Curveless Bench Seat provides generous leg and shoulder room in the 2nd row and visually expands the refined interior. A high-tech experience through and through, the crown jewel of the cockpit is the elegantly curved panoramic display. It features two integrated screens for intuitive usage and advanced connectivity: a 12.3" infotainment touch screen and 12.3" digital cluster. Ambient lighting* offers 64 configurable colours to fit every situation, so you can create the perfect atmosphere to suit your mood. And when it comes to sustainable materials, the Eco Pack makes innovative use of environmentally friendly materials like 100% recycled PET in the floor carpets and eco-processed leather and suede.

* Only available in Platinum.







Enjoy plenty of roominess and versatility.

Designed to fit everything you and your busy life can throw at it, the KONA Electric offers plenty of room for passengers and cargo. This bold, upscaled SUV now gives you a larger living space for all your adventures. The generous trunk space of 466 litres (VDA) is 30% larger than the previous KONA Electric. It's also simple to adjust – you'll love the flexibility of the 40:20:40 folding rear seats. Fold down the middle segment and you can fit four pairs of skis and four passengers. And with the seats folded flat, you have a generous 1300 litres of space for weekend escapes – and big boxes of whatever you want to take with you.

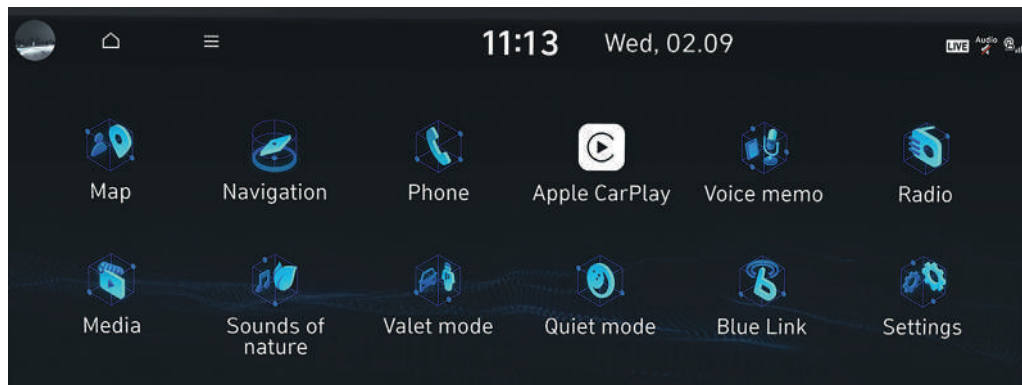


40:20:40 folding rear seats.

Next level smart tech for intuitive connectivity.

The KONA Electric takes connectivity to the next level with innovative smart tech for an immersive digital experience. It all comes together in Hyundai's new generation infotainment system called Connected Car Navigation Cockpit (ccNC) – an advanced configuration of screens and hardware powered by high-speed processors and a state-of-the-art computing system. Enjoy advanced graphics, intuitive usability and perfect unity among the screens in the elegantly curved panoramic display with its dual 12.3" infotainment touch screen and 12.3" digital cluster. The futuristic configuration combines physical buttons with touch elements that give you control over multiple features and functionalities without having to take your hands off the steering wheel. Apple CarPlay™ and Android Auto™ are on board as well, so you can plug in your smartphone and mirror your apps, music and phone layout up onto the big screen.

Apple CarPlay™ is a registered trademark of Apple Inc. Android Auto™ is a registered trademark of Google Inc.



☰ Kona EV

Wed, 10/05

LIVE DEV

2:11 PM

Map

Hyundai Motor Europe Technical Center

Hyundai WIA Europe Service Center

Auto 50 m

üßelsheim am Main Nearby

Sounds of nature

Outer space communication

⏸

Electric vehicle

Battery 100%

POWER

99 km

EV START STOP

⏻ VOL

HOME

MAP

SEARCH

MEDIA



< SEEK

TRACK >

AUTO

OFF



Connected Car Services.

Bluelink®.

The KONA Electric is equipped with the latest upgrade of Bluelink Connected Car Services – delivering seamless connectivity with online voice recognition and a wide range of features to make your drive more convenient and enjoyable. Bluelink keeps you connected with your vehicle before, during, and after your drive via smartphone app or touchscreen display to check the vehicle status and other services. On top of the many clever features that you can control with the Bluelink app, a free three-year subscription to Hyundai's LIVE Services is also included with the navigation system. Take advantage of real-time data, such as traffic information, real-time parking updates, charging station information, and Connected Routing, our online navigation system. Visit our website to discover the whole suite of Bluelink services designed to make driving safer, easier, and more fun.

Over The Air software updates.

Benefit from continuous updates and new features via Over The Air vehicle software updates. You get the latest enhancements as soon as they are available – without having to download and install them manually or having to visit a dealership to get them. You also receive future Bluelink map & infotainment software updates automatically Over The Air.

Convenience highlights.

Designed to put you in charge and keep you connected, the Kona Electric is equipped with an abundance of smart tech that makes driving safer and more relaxed – like a head-up display*, convenient shift-by-wire gear shift controls and a wireless charging tray located conveniently in the centre console.

* Only available in Platinum.



Column mounted shift-by-wire.

Everything you need right at your fingertips. The elegant rotary type shifter is located on the steering column. Operation is quick, intuitive and precise. It has been moved from the centre console to behind the steering wheel, which allows more storage in the open console area.



Open centre console with rotational cupholders.

The open centre console features an integrated arm rest and plenty of flexible storage spaces. The clever rotational cupholders can be retracted when not in use, giving you the flexibility to neatly store other items. Simply push the button to rotate them in or out.



Wireless charger pad.

Quick and easy – there's a high-speed wireless charger pad in the centre console. There's also a 12V power outlet and two USB-C ports (one with data support) for fast charging and universal compatibility.



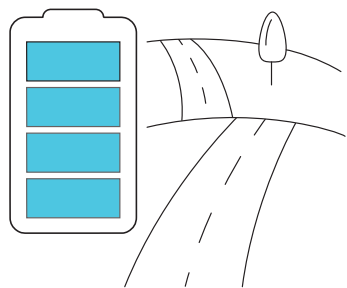
Head-up display*.

The projection type head-up display guides you safely through the world, projecting information like directions or warnings directly onto your view of the road.

* Only available in Platinum.

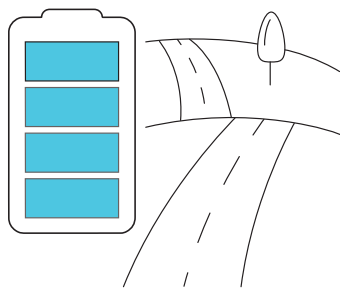
Drive unlimited. With best-in-class range and thrilling acceleration.

65.4 kWh



514 km*

48.4 kWh



377 km*

Nobody ever said that electric mobility had to be boring. Thrillingly quick off the line thanks to 255 Nm of torque delivered by the all-electric powertrain, this sporty SUV is seriously fun to drive – accelerating from 0 to 100 km/h in only 7.8 seconds in the 17" wheel version equipped with the Long Range battery. Depending on your mobility needs and performance wants, you can pick your power and preferred range: the Standard Range 48.4 kWh battery with up to 377 km driving range. Or the Long Range 65.4 kWh version that delivers best-in-class range with up to 514 km on a single charge.*

* Range according to WLTP cycle. Driving range may vary slightly depending on road conditions, your driving style and the temperature. It is also dependent on the type of tyres equipped. Technical data not final.






KONA Electric

HYUNDAI

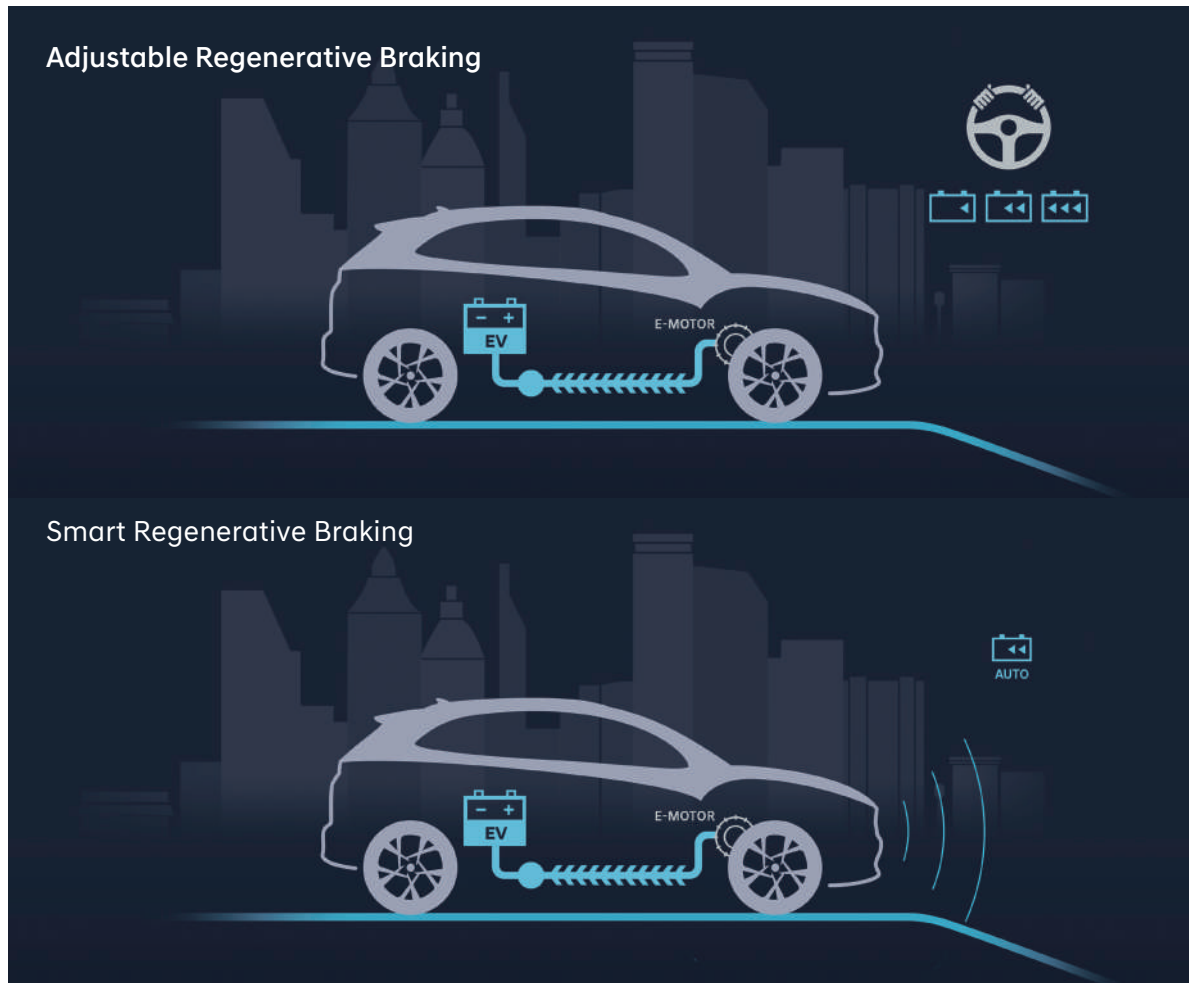
Next level electric performance.

The carefully matched components of the KONA Electric's powertrain have been engineered to provide excellent driving characteristics, fast charging and excellent driving range. What's more, the specially designed SUV platform enables a space-saving integration of the battery packs without compromising on roominess. The innovative Battery Thermal Management system delivers higher battery efficiency and longer lifetime. It is water cooled through a connection to the A/C system and heated by an electric heating element – which means you enjoy better performance in both hot and cold conditions. And for more efficiency, you have the possibility to switch off the passenger side climate control to save battery power when driving alone.



Regenerative braking and i-Pedal.

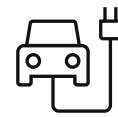
Equipped with cutting-edge technology for intelligent driving, the KONA Electric's Regenerative Braking System 2.0 charges the battery while driving by using the electric motor to slow the vehicle. You can control the level of energy that the system regenerates and stores in the battery by adjusting the level of regenerative braking with the steering wheel-mounted paddle shifters. The higher the level, the more the car slows and charges the battery when you take your foot off the accelerator. There is also i-Pedal mode, which allows acceleration/deceleration as well as stopping, by using only the accelerator pedal. Simply tap on left paddle shifter to enter fourth stage to enable the one pedal function and the regenerative braking stage symbol changes to the one pedal symbol. You can slow the car to a complete stop in this way without having to press the conventional brake pedal. The system intelligently adjusts regenerative braking and improves driving efficiency based on forward traffic flow, navigation system data, and the driver's deceleration pattern.





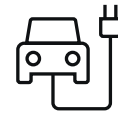


Fast and flexible charging.



65.4 kWh Long Range Battery.

102.3 kW DC fast charging.
Charging time: 41 min from 10 to 80%.



48.4 kWh Standard Range Battery.

74 kW DC fast charging.
Charging time: 41 min from 10 to 80%.

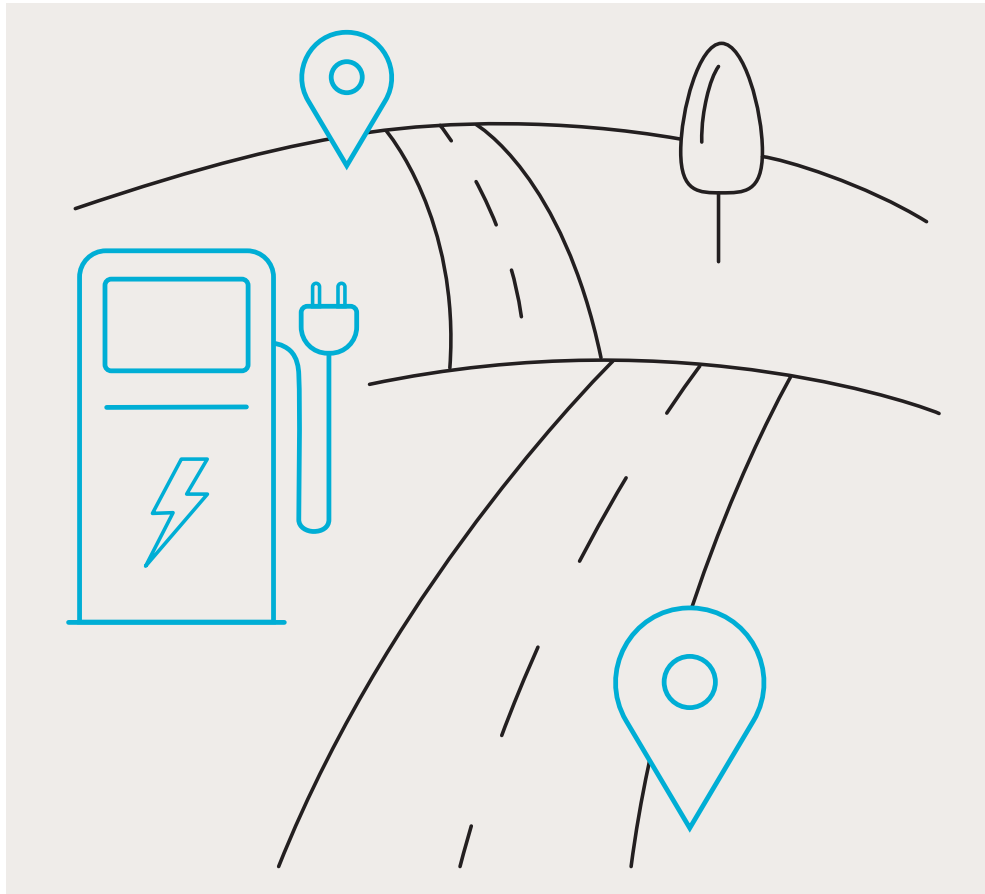
Charge fully over night or top up on the go. Depending on your wallbox and grid connection at home or the type of fast charging station you have access to, the KONA Electric offers various possibilities and plug types for charging. Charging speed may be limited by the output capacity of the home wallbox or the public charging station.



Electric vehicle route planner.

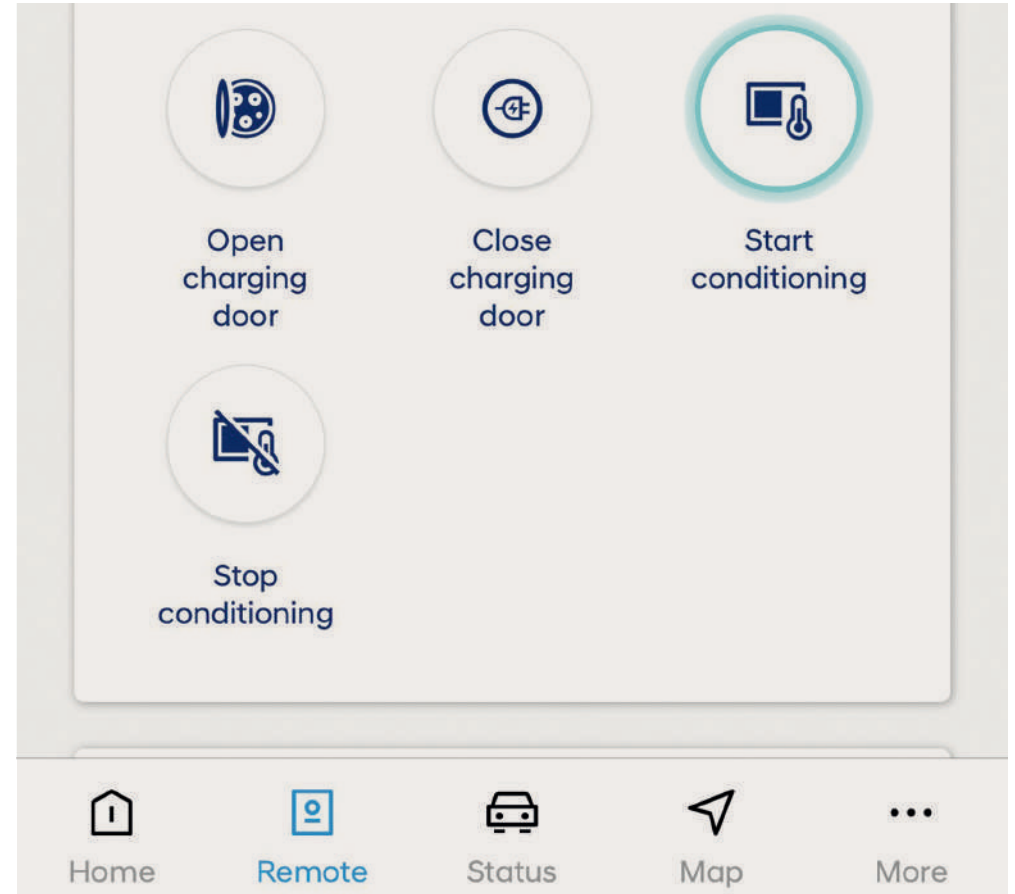
Enjoy the peace of mind of always knowing where your next charge is. Enter a destination and the navigation automatically suggests charging points on the route*. The KONA Electric shows you real-time charging station information such as location, connector types and availability.

* EV route planning service provides for a recommendation based on our best effort but may not reflect real life driving results. Any warranty beyond what is required by the law is therefore excluded.



Battery pre-conditioning.

When you use electric vehicle route planner via the navigation system, the KONA Electric automatically adapts the battery temperature while travelling to ensure optimal charging conditions when reaching the charging point.

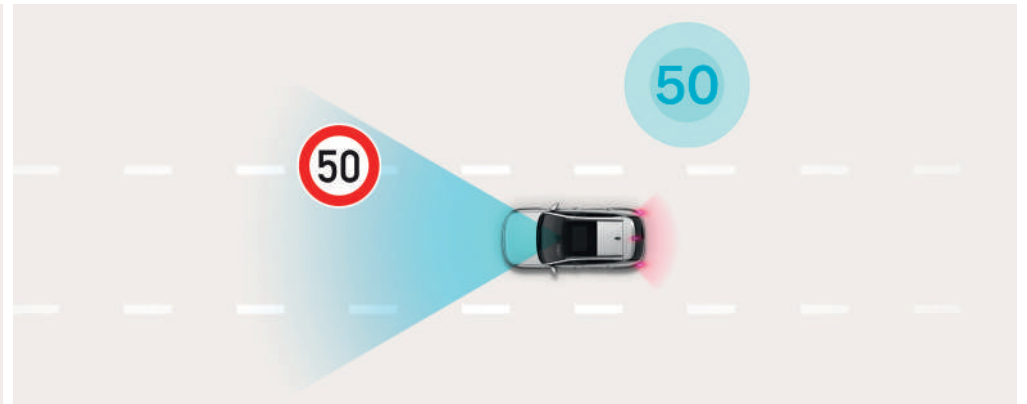

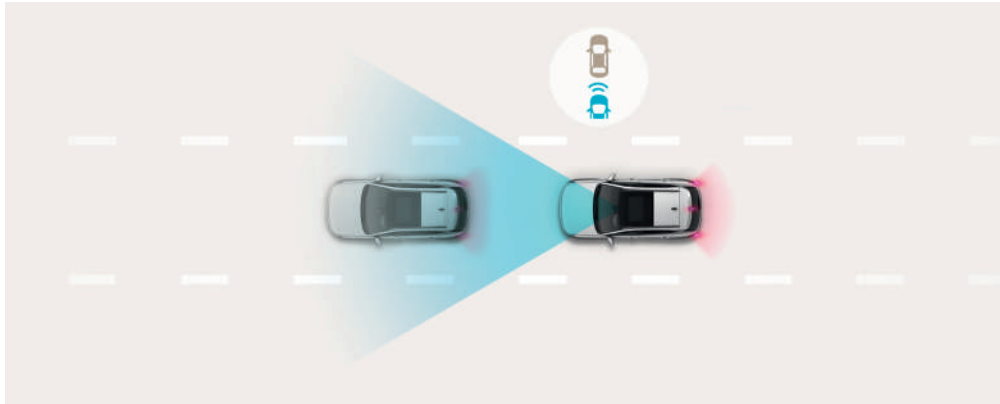


Hyundai SmartSense.

For added peace of mind, the KONA Electric has been equipped with the latest Hyundai Smart Sense – our cutting-edge Advanced Driver Assistance Systems. HDA combines the core advantages of NSCC and Lane Following Assist (LFA) System to make highway driving drastically more convenient. The function automatically activates when the SCC is turned on and the navigation understands the car to be driving on a highway







Highway Driving Assist.

HDA uses the information from the forward facing camera and radar sensor as well as the navigation data to control the speed, direction, and following distance of the vehicle. In essence, it adds to the NSCC's function the advantages of LFA, which keeps the vehicle's centre at the centre of the lane.

Lane Keeping Assist (LKA).

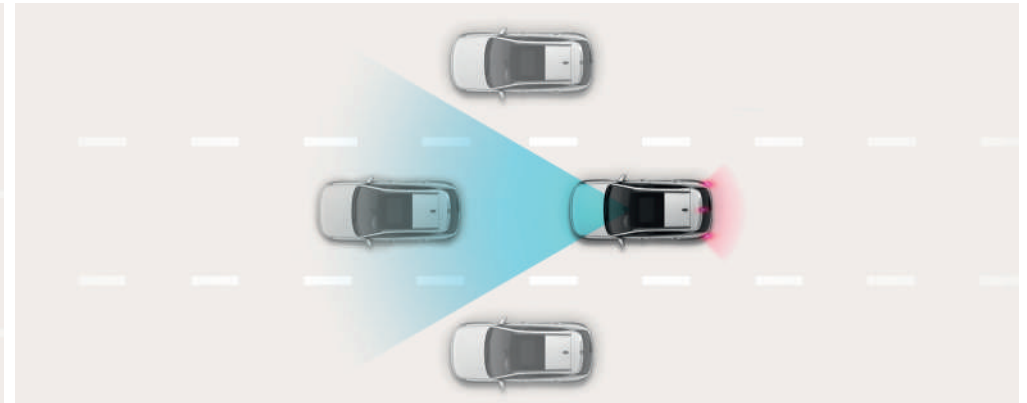
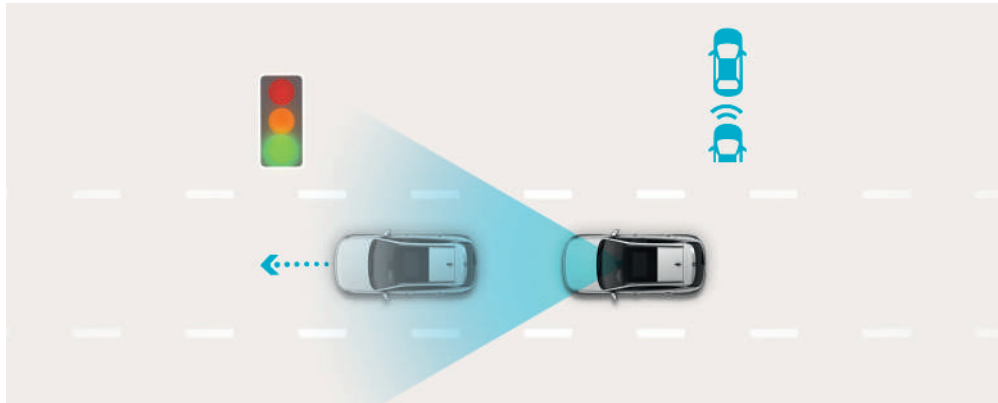
Uses the front camera to monitor the lines of the road. In case of an unintended lane departure, it will warn you and can apply counter steering torque to guide the car back to the lane.

In Cabin Camera (ICC).

The system uses an In Cabin Camera to analyse the driver's face and, in the event of drowsiness or carelessness, alert the driver visually and with a warning signal.

Intelligent Speed Limit Assist (ISLA).

This semi-autonomous driving feature recognises road speed signs and adjusts vehicle speed to match the speed limit (when activated).



Blind-spot View Monitor (BVM)*.

Now you can see the rearward left- and right-hand side views of KONA in the digital cluster. The cameras are activated by the turn indicator during lane changes.

* Only available in Platinum.

Leading Vehicle Departure Alert (LVDA).

This clever feature for city driving alerts the driver when the vehicle in front departs from an idle state, like at a stoplight or in a traffic jam.

Blind Spot Collision-Avoidance Assist (BCA)*.

Delivering more safety in dense traffic, BCA will warn you and automatically apply the left or right brakes and control the steering when a vehicle is detected in your blind spot and you begin to change lanes.



* Only available in Platinum.

FCA 1.5.

When the car ahead abruptly brakes and evasive lane change is sensed as impossible, it applies brakes at a faster tempo (relative to the previous versions of FCA-Car) to dramatically reduce the likelihood of a forward collision. Assist collision avoidance when the risk of collision with obstacles ahead is detected while driving at high speed.

Express yourself.

The KONA Electric lets you mix and match its design to fit your personal style. Choose from a wide range of exterior colours to complement the eye-catching silhouette. On top of that, the option of a two-tone roof in Abyss Black allows you to further customize colour combinations to express to create a car perfectly matched to your taste.



Abyss Black (Pearl)

Atlas White (Solid)


Optional two-tone roof
available in Abyss Black

Shimmering Silver (Metallic)

Optional two-tone roof
available in Abyss Black

Ecotronic Grey (Pearl)

Optional two-tone roof
available in Abyss Black




Ultimate Red (Metallic)

Optional two-tone roof available in Abyss Black



Engine Red (Solid)

Optional two-tone roof available in Abyss Black



Meta Blue (Pearl)

Optional two-tone roof available in Abyss Black



17" alloy wheel

Interior colours.

Featuring new colours and materials, the KONA is available with the following interior colour schemes: Black Mono, Grey Two-Tone, Grey Mono (Eco Pack). The Eco Pack makes innovative use of environmentally friendly materials like 100% recycled PET in the floor carpets and eco-processed leather and suede.





Black Mono



Grey Two-Tone - Light Grey / Dark Grey



Seats: Cloth & Pure Leather Black, Pure Leather Black



Seats: Cloth Light Grey, Pure Leather Light Grey

Specifications and dimensions.

| Type | 65.4 kWh | 48.4 kWh | |
|--|---|---|-------------------|
| Motor Type | Permanent Magnet Synchronous Motor (PMSM) | Permanent Magnet Synchronous Motor (PMSM) | |
| Max. Power (kW) | 160 | 115 | |
| Max. Power (PS) | 218 | 156 | |
| Max. Torque (Nm) | 255 | 255 | |
| Battery | | | |
| Type | Lithium-Ion Polymer | Lithium-Ion Polymer | |
| Capacity (kWh) | 65.4 | 48.4 | |
| On Board Charger (OBC) | | | |
| Max Capacity (kW) | 10.4 | 10.4 | |
| Performance | | | |
| Max. Speed (km/h) | 172 | 162 | |
| Acceleration 0-100 km/h (sec) | 7.8 | 8.8 | |
| CO₂ Emissions / Efficiency / Range | | | |
| | Wheels size 17" | Wheels size 17" | |
| CO ₂ combined (g/km) | 0 | 0 | |
| Energy consumption combined (kWh / 100km) | 14.7 | 14.6 | |
| Driving Range (km)* | 514 | 377 | |
| Charge Time | | | |
| Standard (AC) | 10.4 kW OBC (10-100%) | Approx 6 h 25 min | Approx 4 h 55 min |
| Quick Charge (DC) | 50 kW (10-80%) | Approx 60 min | Approx 60 min |
| | 100 kW (10-80%) | Approx 41 min | Approx 41 min |
| Weight | | | |
| Curb Weight (kg) | 1.698 – 1.795 | 1.615 – 1.690 | |
| Roof Rack Load (kg) | 100 | 100 | |
| Vertical Load (kg) | 100 | 100 | |
| Trailer weight (kg) w/ brake | 750 | 300 | |
| Trailer weight (kg) w/o brake | 300 | 300 | |

* Range according to WLTP cycle. Driving range may vary slightly depending on road conditions, your driving style and the temperature. It is also is dependent on the type of tyres equipped. The exterior colour of the vehicle depicted in the images may not be available for purchase. Please consult your dealer to obtain information on the available products.



Overall Width 1,825
Wheel Tread 1,589

Overall Height
1,575
with Roof Rails
1,580



Overall Length 4,355
Wheel Base 2,660



Wheel Tread 1,598

Unit : mm

All figures refer to the KONA equipped with a 19" wheel.*

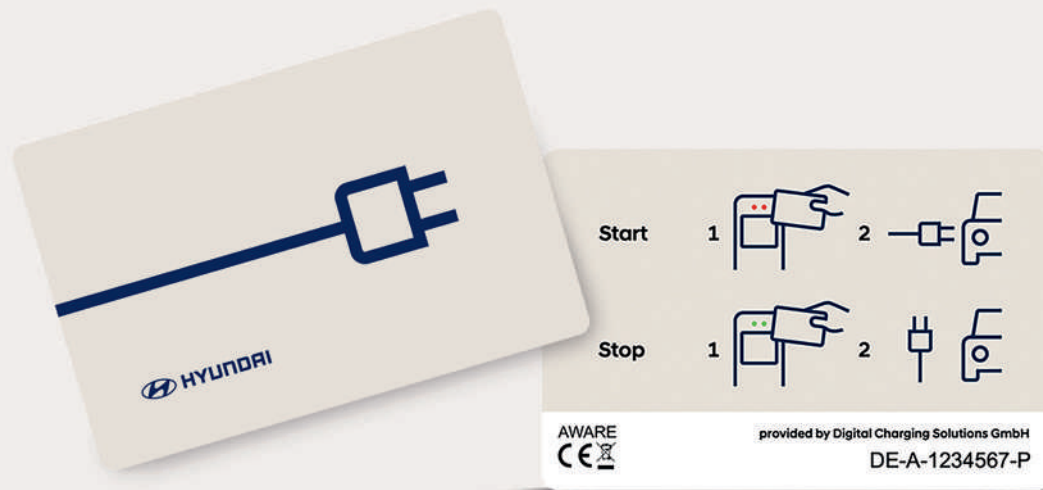
*19" wheel available as an accessory.

Charge myHyundai.

Charging your electric vehicle has never been easier or more accessible. Welcome to Charge myHyundai: a comprehensive and easy-to-use public charging solution that gives you access to over 540,000 charge points in 29 European countries. Enjoy easy cross-border charging with one single contract through e-roaming. 1 App. 1 Card. 1 Invoice. That means no hassles thanks to a streamlined one-payment solution. And we offer several attractive tariff models to fit your needs. Just plug and charge – no app or charging card needed. The KONA Electric is equipped with the practical Plug & Charge feature.* Verification and charging takes place immediately upon charging cable connection and payment is made automatically upon completion of charging – saving you time and hassle. Charge myHyundai is currently available in sixteen European markets: Austria, the Czech Republic, Denmark, Finland, France, Germany, Ireland, Italy, Latvia, Netherlands, Norway, Poland, Slovakia, Spain, Sweden, Switzerland and the UK.

For more information, visit the Charge myHyundai website in your country: www.chargemyhyundai.com.

* In order to use Plug & Charge, the function needs to be enabled in the Charge myHyundai account. Plug & Charge is a third-party service and can only be used at charge points that are Plug & Charge ready, e.g. IONITY and Aral Pulse. The service is expected to be ready and available from Q2 2023. This term may be postponed depending on the technical readiness of the service provider.



IONITY high-power charging network.

IONITY makes long distance travel with electric vehicles the new normal. The company builds and operates a high-power charging network along Europe's highways, using state-of-the-art technology with a charging capacity of up to 350 kW. Drivers benefit from maximum charging speeds and short charging sessions while always being provided with 100% renewable energy for emission-free and carbon neutral driving. Through its participation in this joint venture as a shareholder, Hyundai will drive the expansion of IONITY across Europe, promoting the further adoption of zero-emission mobility. IONITY is part of Hyundai's pan-European public charging service, Charge myHyundai. Customers can easily find available charging stations using the on-board navigation system.

For more information visit the Charge myHyundai website in your country: www.chargemyhyundai.com.



Get to grips with the new EU tyre labelling.

From May 1, 2021, the EU Regulation (EU) 2020/740 will come into effect. The new labels provide a quick, clear overview of a tyre's performance, with more detailed information available online. Visit www.hyundai.ie for more information. The KONA Electric is available with different types of tyres. You'll find detailed information for the various tyres available below.

Product Information Sheets, Delegated Regulation (EU) 2020/740
You can also access the full official EU legislation here: <https://eur-lex.europa.eu/eli/reg/2020/740/oj>




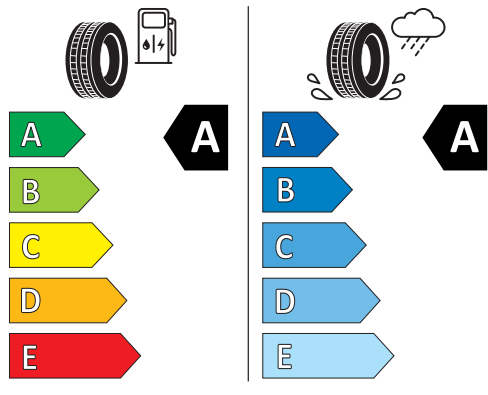


NEXENTIRE

12133

215/60R17 96 H

C1



2020/740

Supplier name or trademark

NEXENTIRE

| | |
|---|----------------------|
| Commercial name or trade designation | N'FERA Primus |
| Tyre type identifier / Tyre class | 12133 / C1 |
| Tyre size designation | 215/60R17 |
| Load-capacity index | 96 |
| Speed category symbol | H 210 km/h |
| Fuel efficiency class | A |
| Wet grip class | A |
| External rolling noise class | B |
| External rolling noise value | 71 dB |
| Severe snow tyre | No |
| Ice tyre | No |
| Date of start of production (Week / Year) | 30 / 21 |
| Date of end of production (Week / Year) | -- |
| Load version | SL |
| Additional information | -- |

The KONA Electric is available with different types of tyres.
You'll find detailed information for the various tyres available below.

Product Information Sheets, Delegated Regulation (EU) 2020/740





Discover unlimited driving possibilities.

With up to 514 kilometres of all-electric driving range – and the possibility to use your smartphone as your car key – the KONA Electric gives you a new kind of freedom. Now bigger and bolder, it has evolved – growing wider and longer to provide maximised living space – without losing any of its iconic design identity. A dynamic combination of style and performance featuring the finest of cutting-edge technology, this compact SUV deserves a closer look. You can explore the unlimited driving possibilities online – or just stop by your local Hyundai dealership for a test drive and experience the difference yourself.

Discover more at www.hyundai.ie

*display purposes only

Dealer stamp



The Hyundai 5-Year Unlimited Mileage Warranty applies only to Hyundai vehicles that have been originally sold by an authorized Hyundai dealer to an end-customer, as set out in the terms and conditions of the warranty booklet. 8 years or 160,000 km warranty on vehicle battery unit. Local terms and conditions apply. Contact your official Hyundai dealer for further information.

All the information contained in this brochure is provisional and subject to change without notice and is intended only as preliminary notification. Possible variations in the representation of vehicle colours are due to the limitations of printing technology. The products shown correspond to the offer and the range of equipment for European markets. The vehicles shown in this brochure may be equipped with additional equipment at extra cost, and not all model versions are included in this brochure. Hyundai Motor Europe reserves the right to make changes to technical specifications and equipment content without notice. Please consult your Hyundai dealer for exact details.