

SANTA FE







Bigger. Better. Beautiful.

No matter what kind of day lies ahead of you and your family, the Santa Fe is built to make it better. Redesigned from the ground up, our flagship SUV now gives you more of everything: style, space, comfort and convenience. This versatile seven-seater now features a bolder and more distinctive design – backed up by an amazing range of new smart tech, hybrid powertrains and cutting-edge safety features.



The bolder side of refined sophistication.

Big, bold and beautiful, the Santa Fe is not for the faint of heart. Built to command the road, it also commands a lot of attention. Its wide stance and bold design will have heads turning. Skilfully combining rugged presence and sleek sophistication, its completely reimagined exterior design is making a unique statement in the SUV segment.





Confident and Brilliant.

The Santa Fe's bold wide grill emerges seamlessly with its new LED headlamps, which feature unique T-shaped LED Daytime Running Lights for a truly distinctive first impression. The dynamic side proportions arch gracefully into the new taillights. Their horizontally-stretched graphics are connected with a red reflector band to visually reinforce the perfectly-balanced stance of the body for an unrivalled presence on the road.







Luxury Quilted Nappa Leather



The elegant side of roomy versatility.

Santa Fe's interior isn't just simply bigger – it's filled with more for the entire family. More space, more comfort, and more convenience. Experience a new level of luxury with every component finished in premium soft-touch materials or fine leather. Like the new “floating” centre console that flows elegantly into the plush, leather-covered dash. And if you like that, there's more. And when it comes to connectivity, the interior updates are rounded off by a new 12.3” fully digital cluster and a 10.25” touch widescreen that offers brilliant clarity and easy usability.

Inside the calm interior sanctuary, every detail has been carefully designed to make your drive safer and more relaxing. The button-type gear shift lever is conveniently located on the centre console, while the brilliant digital cluster gives you a Blind-Spot View Monitor**, so you can easily see video of the side rear blind spots, making tricky lane changes safe and easy.



Bridge-type centre console & shift-by-wire automatic transmission.

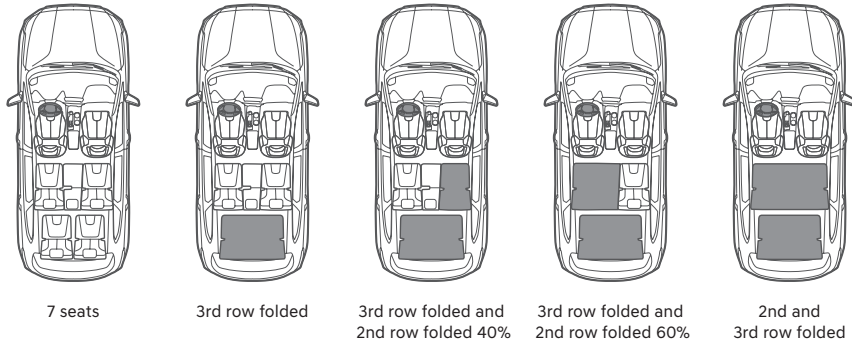


12.3" full LCD cluster & Blind-Spot View Monitor. **

** Only available on premium PHEV model.



10.25" display



Enjoy first class comfort for up to 7 passengers. A wide choice of seat variations and convenient features will accommodate everyone, everywhere. Experience the very best in flexible convenience with a highly versatile seating system and smart everyday helpers like a Smart Power Tailgate* for a lift when both hands are full. Packing for a big trip? You can slide the 60/40 split-folding second-row seats to fit both passengers and cargo with ease. A simple push of a button is all it takes to slide the 2nd seat row up and out of the way for easy entry to the back row of seats. And Santa Fe's platform and layout design provides more room in the second row and cargo area, ensuring a comfortable journey for all.



2nd and 3rd row seats & space.



One-touch walk-in & folding. / Smart Power Tailgate*.

***Only available on premium PHEV model.*







More efficiency. More control. More electrified choices.

Find your perfect drive. Available with an innovative all-wheel-drive system and a terrain and drive mode selector that puts you in control – this highly capable SUV will be available with two different powertrains. Choose from a highly efficient new diesel with lower CO2 emissions, or a plug-in hybrid version for all-electric drive at the push of a button.

Efficient power and precise control.

The four-cylinder 'SmartStream' diesel engine produces 202 PS and 440 Nm torque and is available with two or four-wheel drive. The new engine block consists of aluminium instead of steel, for a weight reduction of 19.5 kg. Many other components have been improved as well, leading to better fuel efficiency and 8 % lower CO₂ emissions compared to the previous engine generation. It is combined with a newly developed 8-speed wet double-clutch transmission (8DCT), offering the smooth shifting characteristics of a conventional automatic transmission with improved fuel efficiency and enhanced acceleration.

2.2 CRDi Diesel Engine

202 Maximum Power
ps / 3,800 rpm

45.0 Maximum Torque
kg.m / 1,750–2,750 rpm

Select your drive mode.

Simply turn the knob to select the mode that suits you best: COMFORT for everyday driving, ECO for optimal fuel efficiency, SPORT for quicker acceleration, or SMART which automatically adjusts gear shift intervals based on recent driving patterns.







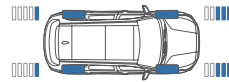


Built to drive great on busy city streets and bumpy country roads, the highly capable new Santa Fe's technology and flexibility make it a family SUV ready for any situation. Features such as its AWD system, which optimally distributes power to the front and rear wheels depending on the driving conditions make sure that every journey is both safe and comfortable.

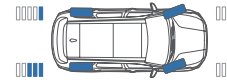
HTRAC™ All-Wheel Drive System.

The innovative HTRAC™ All-Wheel Drive system delivers optimum handling and cornering – which makes driving slippery city streets and snowy country roads safer and more relaxed. This system automatically senses slippery or unstable driving conditions and proactively balances power between the front and rear wheels to ensure stability at all times.

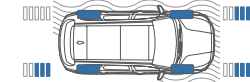
Highway Cruise



Cornering



Slippery Road



All-new vehicle platform.

The new Santa Fe is based on the all-new third-generation Hyundai vehicle platform, which has maximized vehicle stability and created more cargo space and legroom as well as improved performance, handling and fuel efficiency. It also delivers significant improvements in collision safety, thanks to the increased usage of advanced high-strength steel and hot stamping.

2nd Row Leg Room (7 seats)

1,040 mm

3rd Row Leg Room

746 mm

Cargo Capacity (7 seats, 3rd row folded)

634 ℓ (VDA)



Enjoy the power of electrified choice.

Plug-in Hybrid



Giving you more electrified options than ever before, the Santa Fe is the first Hyundai in Europe available with the new plug-in hybrid powertrain. And thanks to the new vehicle platform, the battery pack is located beneath the passenger seat in the hybrid version and beneath the driver and passenger seats in the plug-in hybrid version – which means you get a boost in electric efficiency with no impact on cabin or luggage space.



Plug-in Hybrid



Electric when you want it. Petrol when you need it. Santa Fe Plug-in Hybrid delivers combined 265 PS of combined power output and an all-electric mode at the push of a button. Once the electric-only range is depleted, the Plug-in then operates like the Hybrid, switching seamlessly back to its petrol engine. Enjoy complete range flexibility to go as far as you need to. And when you get there, you can plug into a charging station.

The Santa Fe offers you the very best in convenience with a wide range of innovative features designed to make every drive safer and more comfortable.



12.3" fully digital cluster.



KRELL premium sound system.



Driver Attention Warning. / Rear occupant alert.





E-call button.

Bluelink® Connected Car Services.

Naturally, the Santa Fe has also been upgraded with all the latest tech like smart phone mirroring and cutting-edge connectivity features like Bluelink® Connected Car Services, which lets you control your car from your smartphone – or with your voice. A free five-year subscription to Hyundai's LIVE Services is included with real-time traffic information, weather, parking finder and much, much more.





Destination send to car.

Simply get in and press go. If your Hyundai is equipped with navigation, you can use the BlueLink app to search for destinations while outside of your car. BlueLink then syncs with your navigation system, loading the route so that it is ready to go when you are.

Find my car.

Forgot where you parked? No problem. Just open the BlueLink app and the map will guide you there.

Remote door lock & unlock.

Forget to lock your car? Don't worry, your Hyundai will let you know by sending a push notification to your smartphone. Then, after entering your PIN, you can lock or unlock the doors using a button in the BlueLink app.

On-demand diagnostics.

For more peace of mind, you can run a full vehicle diagnostic check on your vehicle's health using the BlueLink app on your smartphone.

Live fuel price information.

Find fuel when you need it, at a nice price – the continually updated fuel service coverage provides you with current fuel prices and information on location, opening times, and payment methods – all displayed on the navigation touch screen.

On & off-street parking.

Find a parking spot faster for more efficient and stress-free parking. The parking information features help you find and compare parking options in garages, parking lots and on the street.

Connected Routing.

Enjoy more accurate traffic information, more precise times of arrival, and more reliable route recalculations so you get there faster. Cloud based navigation uses real-time and historical data for better routing and forecasting.

Last Mile Guidance.

If you have to park your Hyundai before you reach your end destination, you can hand over navigation from the car to the app. Your phone will then guide you where you want to go with the help of augmented reality or Google Maps.

Hyundai SmartSense.

Enjoy more safety and peace of mind. New state-of-the-art Hyundai SmartSense safety features and Advanced Driver Assistance Systems bring the new Santa Fe in line with competitors from the premium class. From automatically braking to avoid collisions and keeping you in your lane, to detecting vehicles in the blind spot, it can alert you of potential dangers around you when driving.



Navigation-based Smart Cruise Control (NSCC)

Utilizes the state-of-the-art navigation system to anticipate upcoming curves or straights on highways and automatically adjusts speed for safer driving.

Lane Following Assist (LFA)

Keeps you centred and safer. When activated, LFA keeps the car centred in its lane at speeds between 0 and 180 kilometres per hour on highways and city streets.



Forward Collision-Avoidance Assist (FCA, junction turning)

The FCA system warns you and automatically brakes when it detects sudden braking by the car ahead or detects pedestrians or cyclists in your path. The same applies to collision risks with oncoming vehicles while turning left at an intersection.



Blind-Spot Collision-Avoidance Assist (BCA)

Using radar sensors in the lower rear bumper and a front camera, the system warns you of traffic in the blind spot area. Should you set the turn indicator in such a situation, it will sound an acoustic alert and brake to prevent collision.*



Safe Exit Assist (SEA)

This clever feature prevents accidents by detecting vehicles approaching from behind and temporarily locking the rear child lock doors, so that passengers can only exit the car when it is safe to do so.

Interior colours



Light Grey two-tone interior

Exterior colours / Wheels




Glacier White

Typhoon Silver

Magnetic Force

Abyss Black



Lagoon Blue

Taiga Brown



19" Alloy Wheels
(PHEV only)



20" Alloy Wheels*



20" Alloy Wheels*

**Only available on diesel model*

Specifications

Type	Diesel	PHEV
Engine	2.2 CRDi Diesel Engine	1.6 T-GDi Gasoline Engine
Engine type	In Line 4 - Cylinders	In Line 4 - Cylinders
Displacement (cc)	2,151	1,598
Max. Power (ps / rpm)	202 / 3,800	180 / 5,500
Max. Torque (kg.m / rpm)	45.0 / 1,750 ~ 2,750	27.0 / 1,500~4,500
Transmission	8 DCT	6 AT
Traction System	2WD / H-TRAC 4WD	H-TRAC 4WD
Electric Motor		
Electric Motor type	-	Permanent Magnet Synchronous Motor
Electric Motor Max. Power (kW)	-	66.9
Electric Motor Max. Torque (Nm)	-	304
Performance		
Max. Speed (km/h)	205	187
0 to 100 km/h acceleration (sec)	9,2	8,8
80 to 120 km/h acceleration (sec)	6,4	5,9
Suspension		
Front	McPherson Strut Type	
Rear	Multi-Link Type	
Tire		
	235/65 R17, 235/60 R18, 255/45 R20	235/65 R17, 235/55 R19

- The above values are results from internal testing and are subject to change after validation.
- Some of the equipment illustrated or described in this catalog may not be supplied as standard equipment and may be available at extra cost.
- Hyundai Ireland reserves the right to change specifications and equipment without prior notice.
- The color plates shown may vary slightly from the actual colors due to the limitations of the printing process.
- Please consult your dealer for full information and availability on colors and trims.



Overall Width 1,900
Wheel Tread 1,637



Overall Length 4,785
Wheel Base 2,765

Overall Height
(Including roof rack)

1,685 (1,710)



Wheel Tread 1,647

Unit : mm





Here's to life's journeys.

They can be short or long. Across the city, or halfway across the country. You can travel solo, or take your tribe on a family adventure. No matter how you choose to live your life, the Santa Fe makes living it easier. It's designed to create a stylish comfort zone for you and your loved ones to enjoy life's special moments – wherever the road takes you.

Dealer stamp